

Features

- n Center amplifying gate
- n Metal case with ceramic insulator
- n Low on-state and switching losses

Typical Applications

- n AC controllers
- n DC and AC motor control
- n Controlled rectifiers

Part No. DST3500-KT73cT

$I_{T(AV)}$	3440A
V_{DRM}, V_{RRM}	1200V 1400V 1600V 1800V

SYMBOL	CHARACTERISTIC	TEST CONDITIONS	$T_j(^{\circ}C)$	VALUE			UNIT
				Min	Type	Max	
$I_{T(AV)}$	Mean on-state current	180° half sine wave 50Hz Double side cooled, $T_C=70^{\circ}C$	125			3440	A
V_{DRM} V_{RRM}	Repetitive peak off-state voltage Repetitive peak reverse voltage	$t_p=10ms$	125	1100		1800	V
I_{DRM} I_{RRM}	Repetitive peak current	at V_{DRM} at V_{RRM}	125			200	mA
I_{TSM}	Surge on-state current	10ms half sine wave	125			51	kA
I^2t	I^2t for fusing coordination	$V_R=0.6V_{RRM}$				13005	$A^2s \cdot 10^3$
V_{TO}	Threshold voltage		125			0.84	V
r_T	On-state slope resistance					0.09	mΩ
V_{TM}	Peak on-state voltage	$I_{TM}=5000A, F=40kN$	25			1.80	V
dv/dt	Critical rate of rise of off-state voltage	$V_{DM}=0.67V_{DRM}$	125			1000	V/μs
di/dt	Critical rate of rise of on-state current	$V_{DM}= 67\%V_{DRM}$ to6000A, Gate pulse $t_r \leq 0.5\mu s$ $I_{GM}=1.5A$	125			250	A/μs
Q_{rr}	Recovery charge	$I_{TM}=2000A, t_p=4000\mu s, di/dt=-20A/\mu s,$ $V_R=100V$	125		2500		μC
I_{GT}	Gate trigger current	$V_A=12V, I_A=1A$	25	40		300	mA
V_{GT}	Gate trigger voltage			0.8		3.0	V
I_H	Holding current			20		300	mA
I_L	Latching current					1000	mA
V_{GD}	Non-trigger gate voltage	$V_{DM}=67\%V_{DRM}$	125			0.3	V
$R_{th(j-c)}$	Thermal resistance Junction to case	At 180° sine double side cooled Clamping force 40.0kN				0.010	°C /W
$R_{th(c-h)}$	Thermal resistance case to heatsink					0.003	
F_m	Mounting force			35		47	kN
T_{vj}	Junction temperature			-40		125	°C
T_{stg}	Stored temperature			-40		140	°C
W_t	Weight				1100		g
Outline	KT73cT						

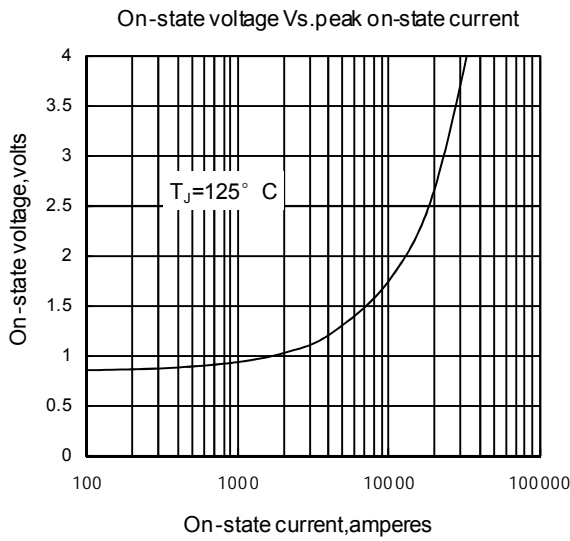


Fig1

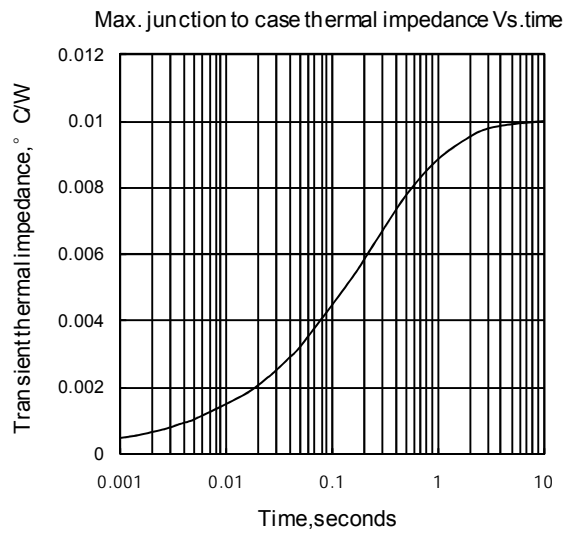


Fig2

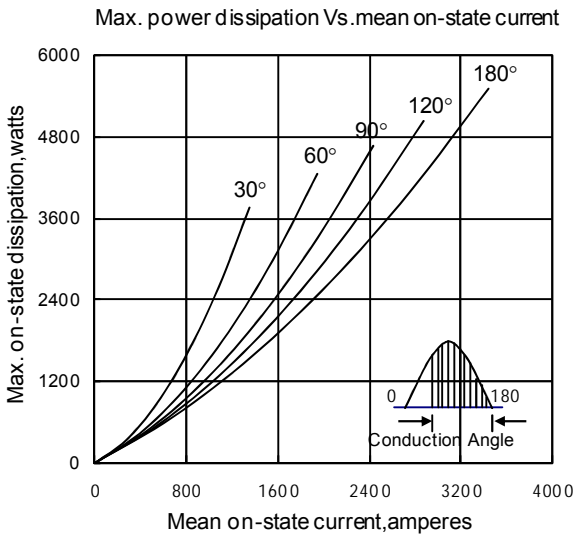


Fig3

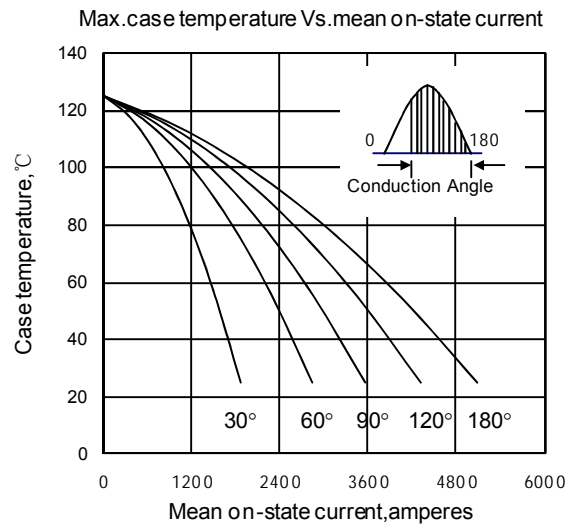


Fig4

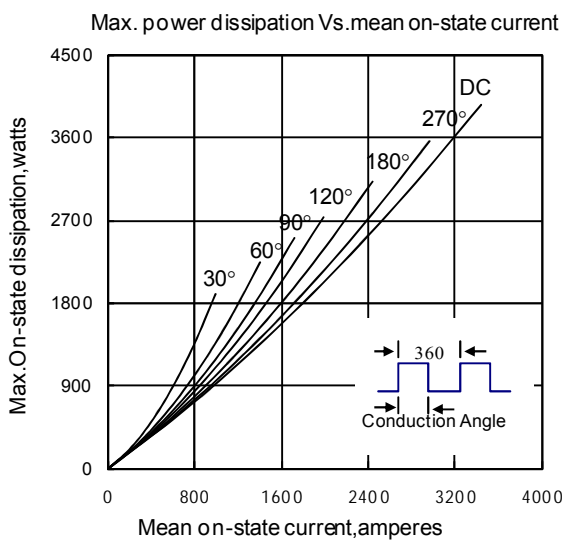


Fig5

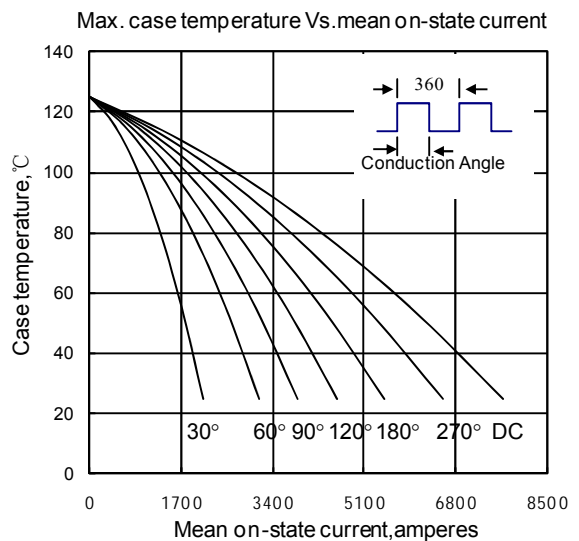


Fig6

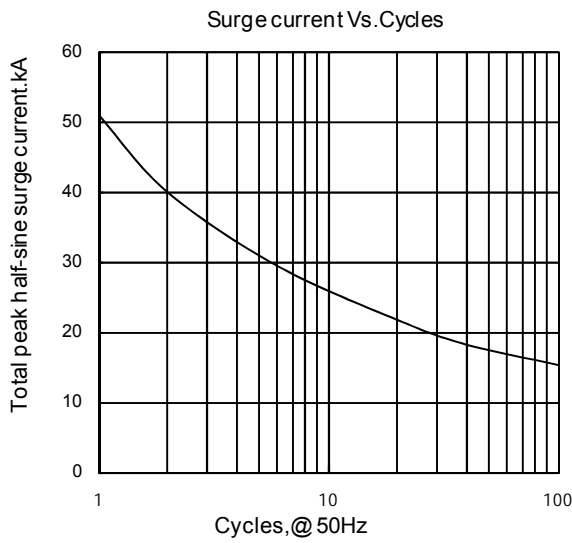
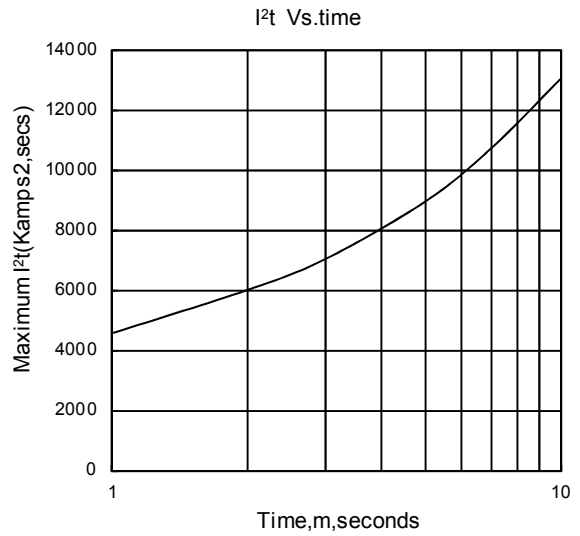


Fig 7



Fi g8

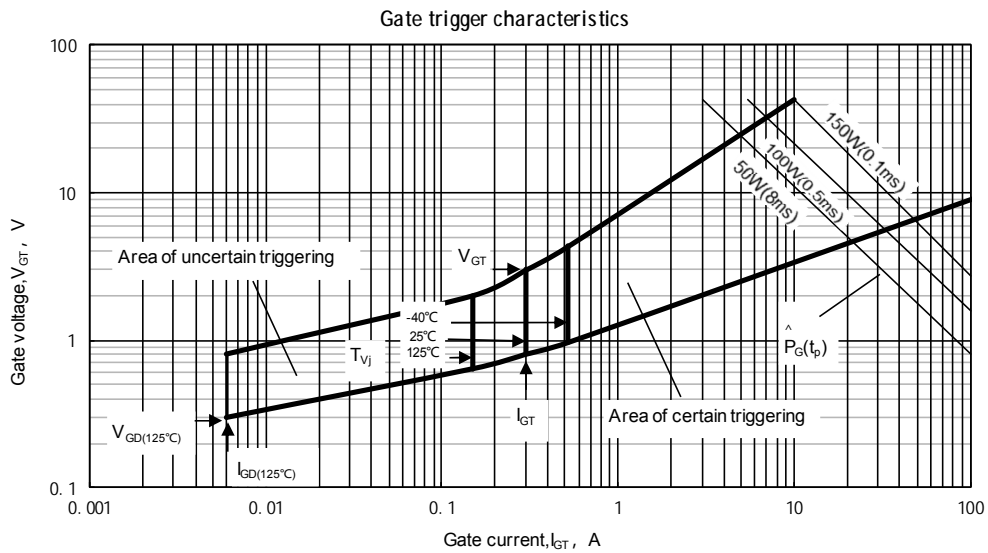
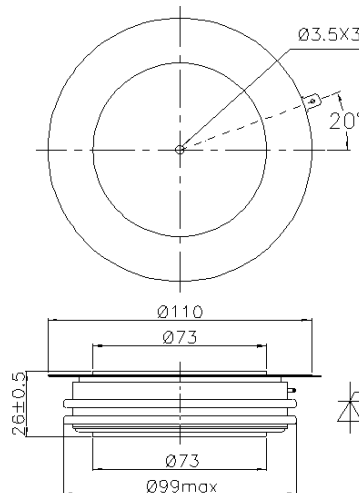


Fig.9

Outline:



DYNSEM reserves the right to change specifications without notice.